APPENDIX G: POWER-LAW SPECTRA

Turbulent Flows

Stephen B. Pope

Cambridge University Press, 2000

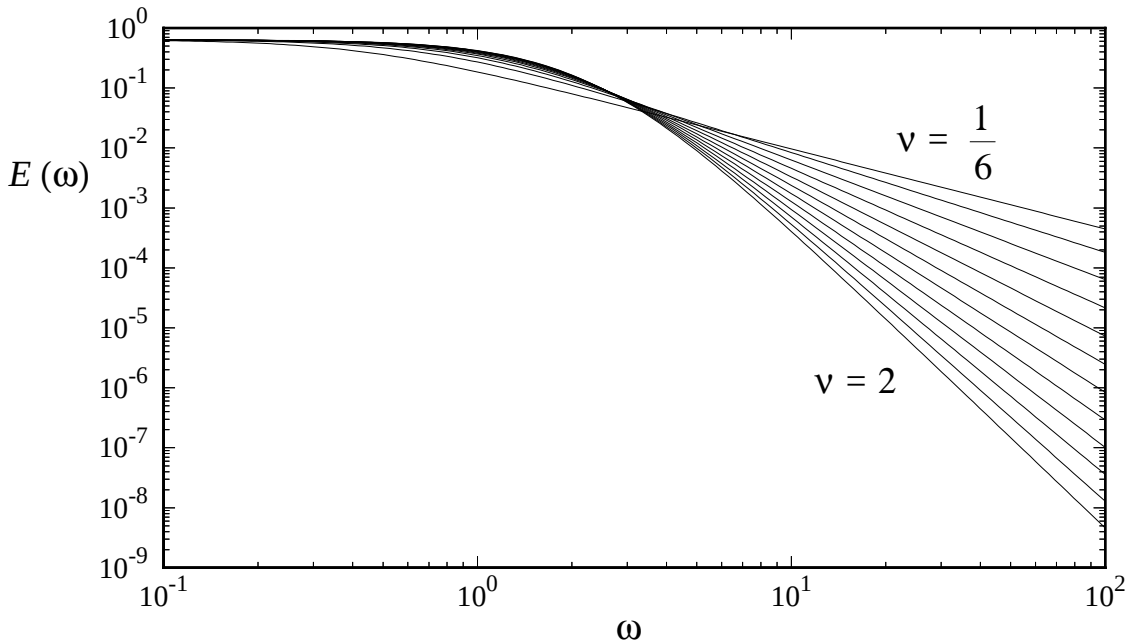

Figure G.1: Non-dimensional power-law spectra $E(\omega)$: Eq. (G.14) for $\nu = \frac{1}{6}, \frac{1}{3}, \ldots, 1\frac{5}{6}, 2$.

APPENDIX G: POWER-LAW SPECTRA

Turbulent Flows

Stephen B. Pope

Cambridge University Press, 2000

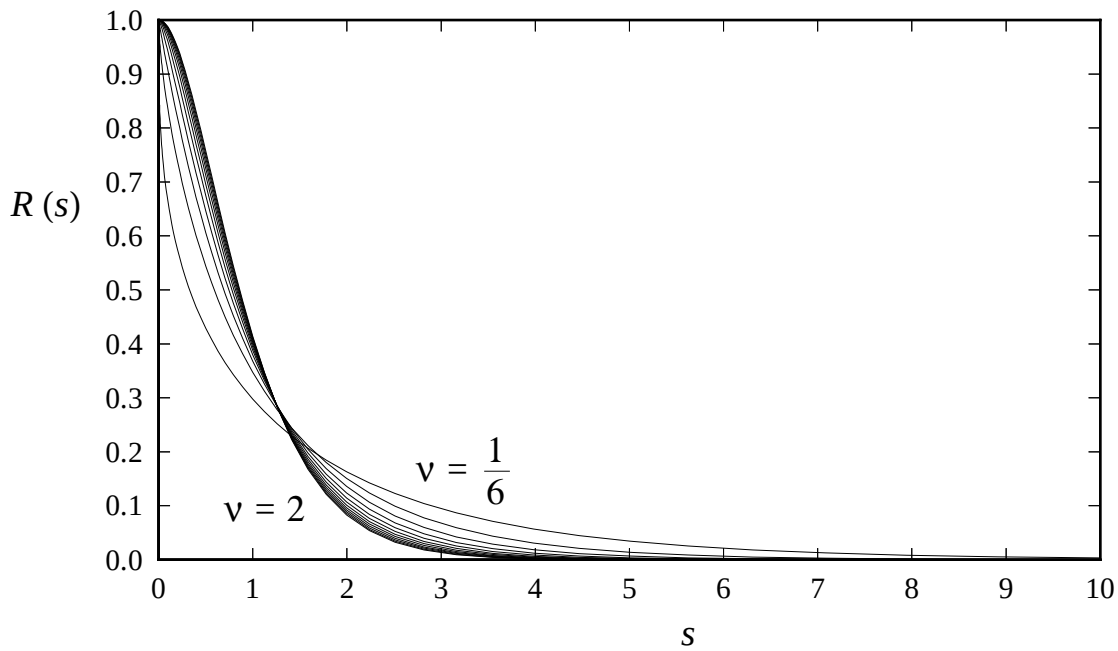

Figure G.2: Autocorrelation functions $R(s)$, Eq. (G.19), for $\nu = \frac{1}{6}, \frac{1}{3}, \ldots, 1\frac{5}{6}, 2$.

APPENDIX G: POWER-LAW SPECTRA

Turbulent Flows

Stephen B. Pope

Cambridge University Press, 2000

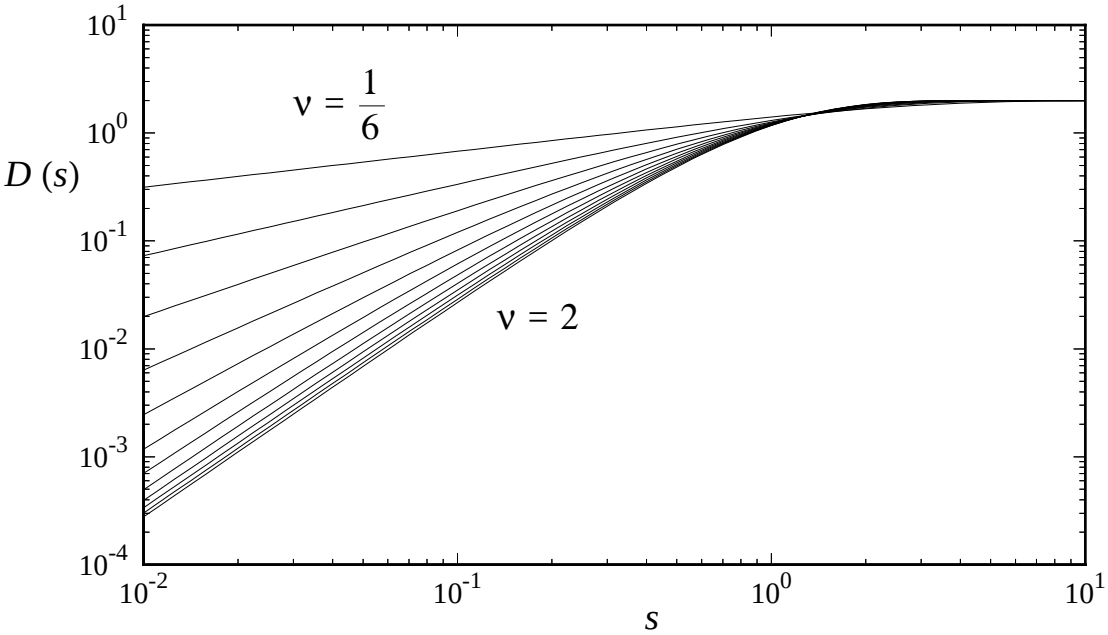

Figure G.3: Second-order structure functions $D(s)$, Eq. (G.20), for $\nu = \frac{1}{6}, \frac{1}{3}, \ldots, 1\frac{5}{6}, 2$. Observe that, for $\nu > 1$ and small s, all the structure functions vary as s^2.